







BOXER AOD PUMP RANGE

AIR OPERATED DOUBLE DIAPHRAGM PUMPS



-  SELF PRIMING
-  DRY RUN OPERATION
-  ATEX ZONE 1 & 2 CERTIFICATION
-  IECE_x CERTIFICATION
-  ADJUSTABLE OPERATION SPEED
-  STALL-PREVENTION PNEUMATIC CIRCUIT

Part of the **BOXER**
Pump Range



BOXER 7



BOXER 15



BOXER 35



BOXER 50



BOXER 81

BOXER AOD OVERVIEW

The Boxer range are air-operated double diaphragm volumetric pumps, ATEX - IECE_x certified, constructed in Polypropylene or PVDF in the plastic version or in aluminum or AISI 316 L for the metal versions. Boxer pumps are ideal for pumping liquids with high apparent viscosity, even if containing suspended solids.

The Boxer series of pumps are self-priming, have dry run operation, and adjustable operating speed making them extremely versatile and suitable for continuous use.

The vast range of materials available for the parts in contact with the fluid, such as pump casings and manifolds, diaphragms, balls, ball seats and o-rings, makes them compatible with any type of fluid present on the market.

What is an AOD pump?

An AOD pump is a type of positive displacement pump that uses compressed air to move fluids. It consists of two flexible diaphragms, connected by a central chamber, and driven by compressed air. When the air is applied to one side of the diaphragm, it flexes inward and pushes the fluid out of the pump. At the same time, the other diaphragm relaxes and allows fluid to enter the chamber. This alternating action creates a pumping action, allowing the AOD pump to move fluids efficiently.

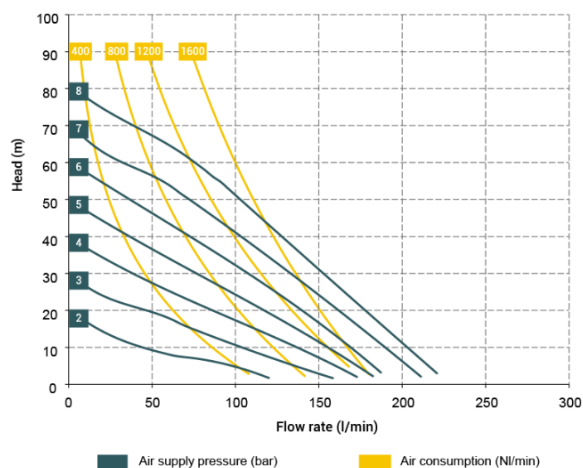


Scan to see more of our Debem AOD Range

BOXER PUMP RANGE

AIR OPERATED DOUBLE DIAPHRAGM PUMPS

BOXER 150



INFORMATION

For more specific model curves, general arrangement drawings or exploded views of individual models, please visit www.crestpumps.co.uk.

TECHNICAL SPECIFICATION

	BOXER 150
Suction / delivery connections	G 1" 1/4 f or DN 32 - Clamp or NPT available only on request
Air Fitting	G 1/2" f
Max. Flow rate *	220 l/min
Max supply air pressure	8 bar
Max. Head *	80 m
Max negative suction head - dry running **	4m
Max negative suction head - pump primed	9.5m
Diameter Max suspended solids	5 mm
Noise Level **	75 dB
Volume per stroke	340 cc